




BIS Class of 2021 - **IBDP RESULTS**



IBDP Examinations for *May 2021* were cancelled for all Indian Schools due to the COVID pandemic. The IB informed us of their decision in April 2021.

Under these unprecedented circumstances, IB awarded grades to students based on their coursework (IAs), predicted grades (PGs) given by the school. Historical data limited the number of grades the school could award in many subjects. Wherever the school had evidence, appeals were made for higher PGs, many of which were successful.

This year, IB held a dual route for grading, with schools in some countries taking exams while others awarded grades through non-exam assessment. Out of 170,660 students, 65,576 were in the exam route and 104,275 in the non-exam route. 809 were split between both routes. This year has also seen a rise in top scores, with 15,513 achieving 40-45 points, up from 9,701 in May 2020 and an average diploma grade of 5.19, up from 4.95 in May 2020.



Average grade was 6.3 out of 7

Average bonus points obtained was 2.6 (Out of a maximum of 3)

26 out of 40 students obtained 40 or more points

All 40 students were awarded the Diploma

Three students achieved a perfect score of 45 points. Three students achieved a score of 44 points

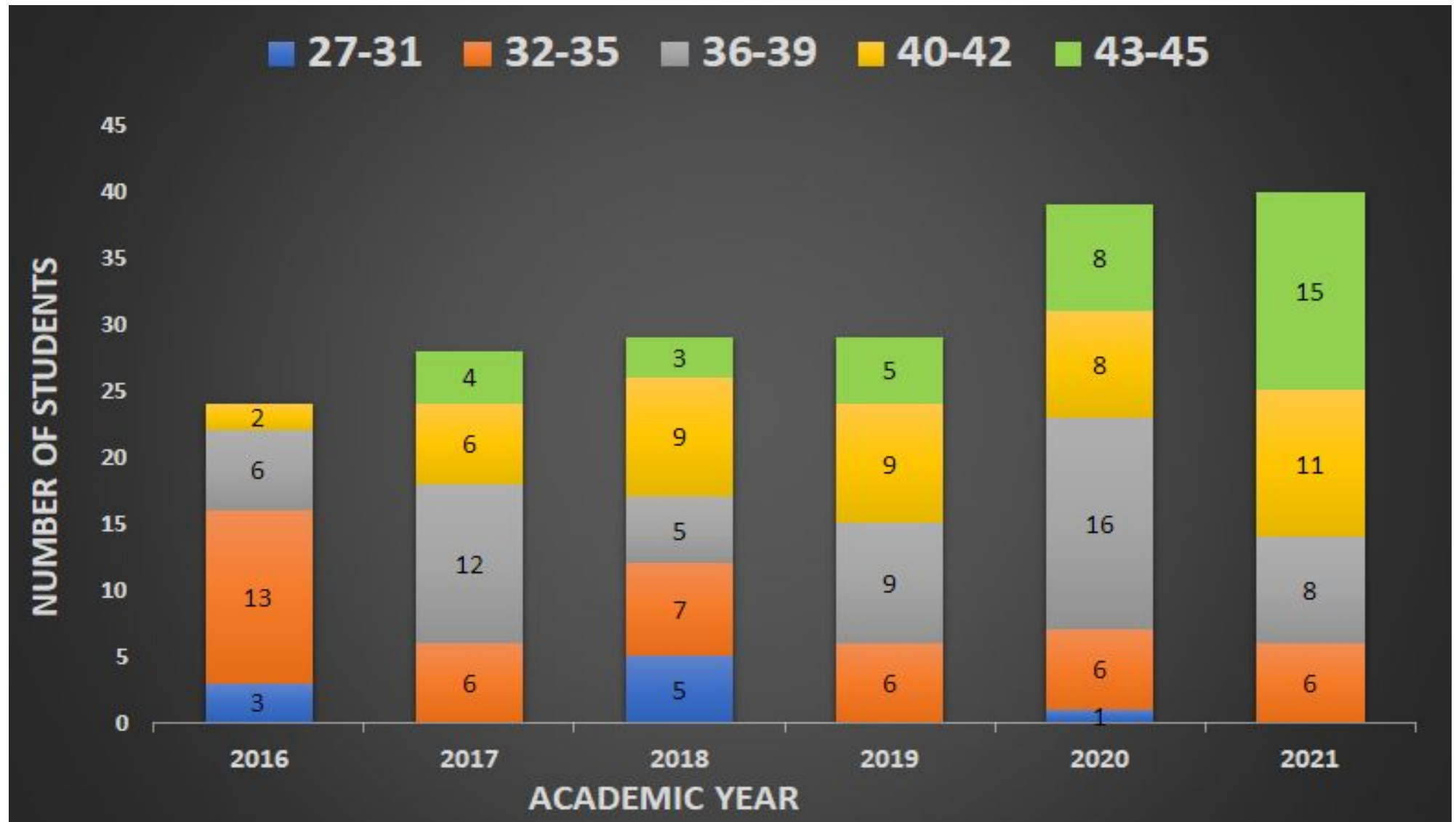
Average score obtained by the class was 40.3 points compared to world average of 33.2 points

**At a glance
(May 2021)**

School statistics DP 2016 - 2021

Bombay International School	2016	2017	2018	2019	2020	2021
Number of candidates registered for the session	24	28	29	29	39	40
Number of candidates who obtained the diploma	24	28	29	29	39	40
Average points obtained (out of 45)	35	39	37	39	39	40.3
Highest Diploma points awarded to a candidate	42	45	44	44	45	45
Average grade obtained by students who passed the diploma (out of 7)	5.43	6.02	5.84	6.06	5.91	6.28

DP Results 2016-20



2016

24 students

2017

28
students

2018

29 students

2019

29
students

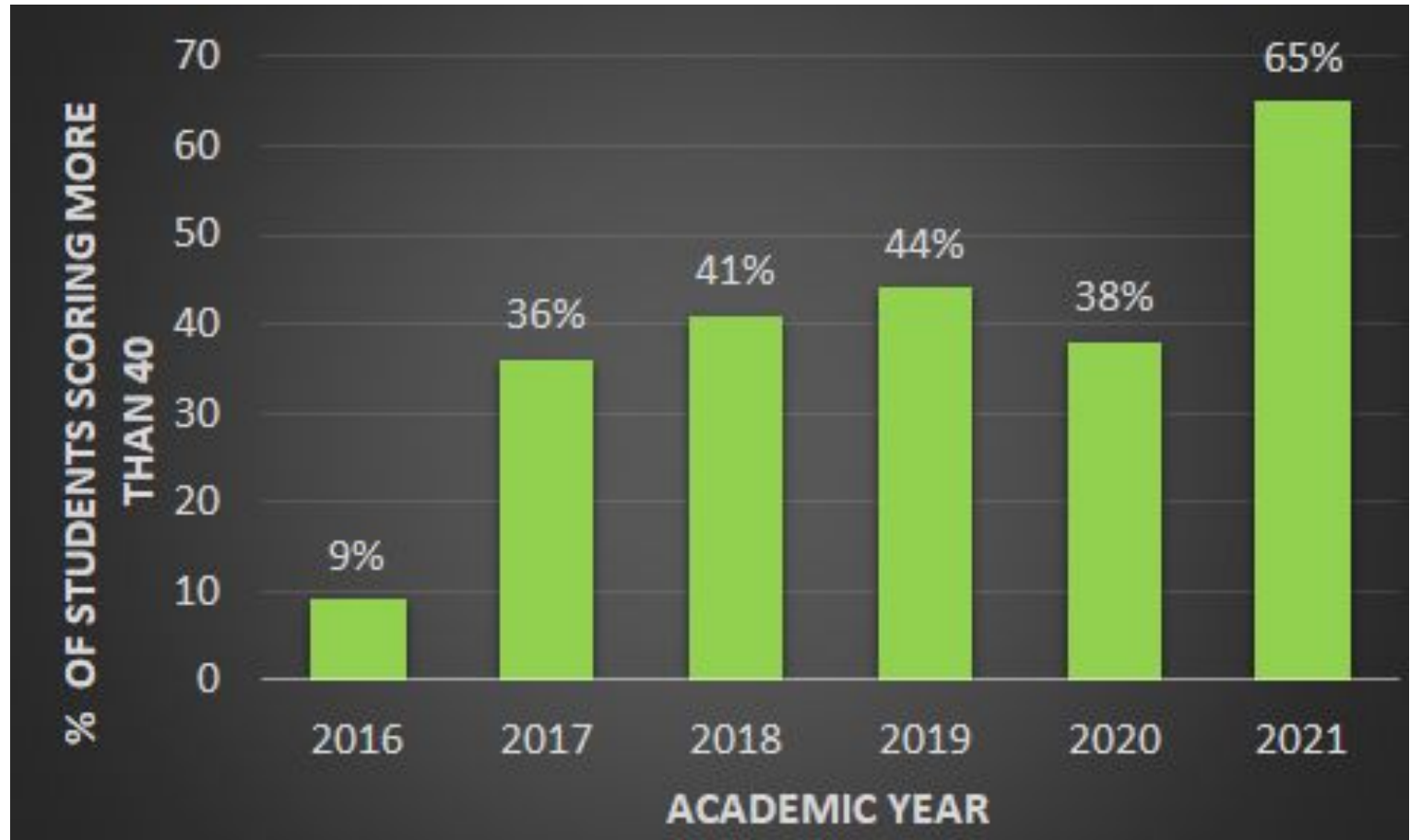
2020

39 students

2021

40 students

Percentage of DP 2021 students who scored **40 or more out of 45** is **65%**



CORE (Bonus Points)

Year	Students	3	2	1	0	Average (Out of 3)
2016	24	2	17	1	0	1.70
2017	28	10	17	1	0	2.32
2018	29	8	17	4	0	2.14
2019	29	12	16	1	0	2.38
2020	39	23	15	1	0	2.60
2021	40	24	15	1	0	2.60

24 students obtained 3 bonus points. Exemplary performance in the core in May 2020 and 2021 represent the educational philosophy of the IB and that of BIS of lifelong learning



School average vs World average

Students at BIS have **consistently outperformed** the world's average scores over the years.



Subject (2021)	Number of Candidates	School Average (7)	World Average (7)
ENGLISH Lang & Literature HL	16	6.25	5.11
ENGLISH Lang & Literature SL	19	6.32	5.43
LITERATURE AND PERFORMANCE SL	5	5.8	4.78
GERMAN B SL	2	6.5	5.55
HINDI B SL	7	6.29	5.98
SPANISH AB. SL	31	6.32	5.3
BUSINESS MANAGEMENT HL	10	5.8	5.52
BUSINESS MANAGEMENT SL	6	6.67	5.61

Subject (2021)	Number of Candidates	School Average(7)	World Average (7)
ECONOMICS HL	16	6.38	5.62
ECONOMICS SL	5	7	5.34
ENV. AND SOC. SL	8	5.88	4.68
GLOBAL POLITICS HL	5	6.8	5.5
PSYCHOLOGY HL	14	6.29	5.29
PSYCHOLOGY SL	3	6	5
BIOLOGY HL	10	6.5	5.03
BIOLOGY SL	3	6	4.68
CHEMISTRY HL	14	6.36	5.37
CHEMISTRY SL	8	6.63	4.99
PHYSICS HL	14	6.14	5.33
PHYSICS SL	3	6.67	4.91

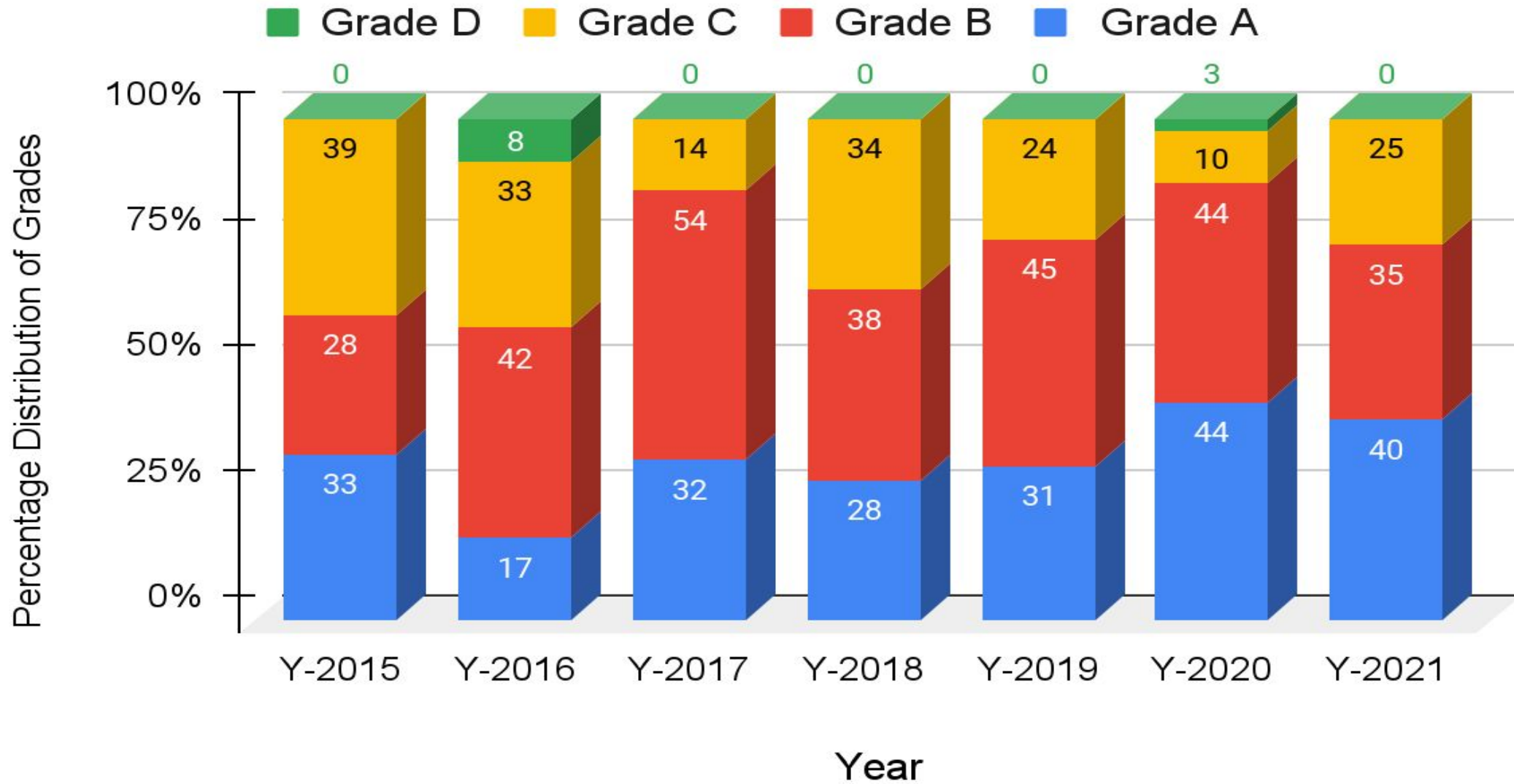
2021- SUBJECTS RECEIVED 'IA' UPLIFT

SUBJECT/ LEVEL 2021	APRIL PG AVERAGE 2021	FINAL IB AVERAGE 2021
ENGLISH HL	6.19	6.25
ENGLISH SL	6.00	6.32
SPANISH AB INITIO	6.29	6.32
ECONOMICS HL	6.25	6.38
BIOLOGY HL	6.10	6.50
CHEMISTRY HL	5.93	6.33
CHEMISTRY SL	6.13	6.63
ESS	5.38	6.00
PHYSICS HL	6.07	6.14
MATHEMATICS AA HL	6.00	6.17
MATHEMATICS AI HL	5.75	5.88
MATHEMATICS AA SL	6.31	6.50

EE grades 2015-2021

Year	Grade A	Grade B	Grade C	Grade D	No. of students
2015	6	5	7	0	18
2016	4	10	8	2	24
2017	9	15	4	0	28
2018	8	11	10	0	29
2019	9	13	7	0	29
2020	17	17	4	1	39
2021	16	14	10	0	40

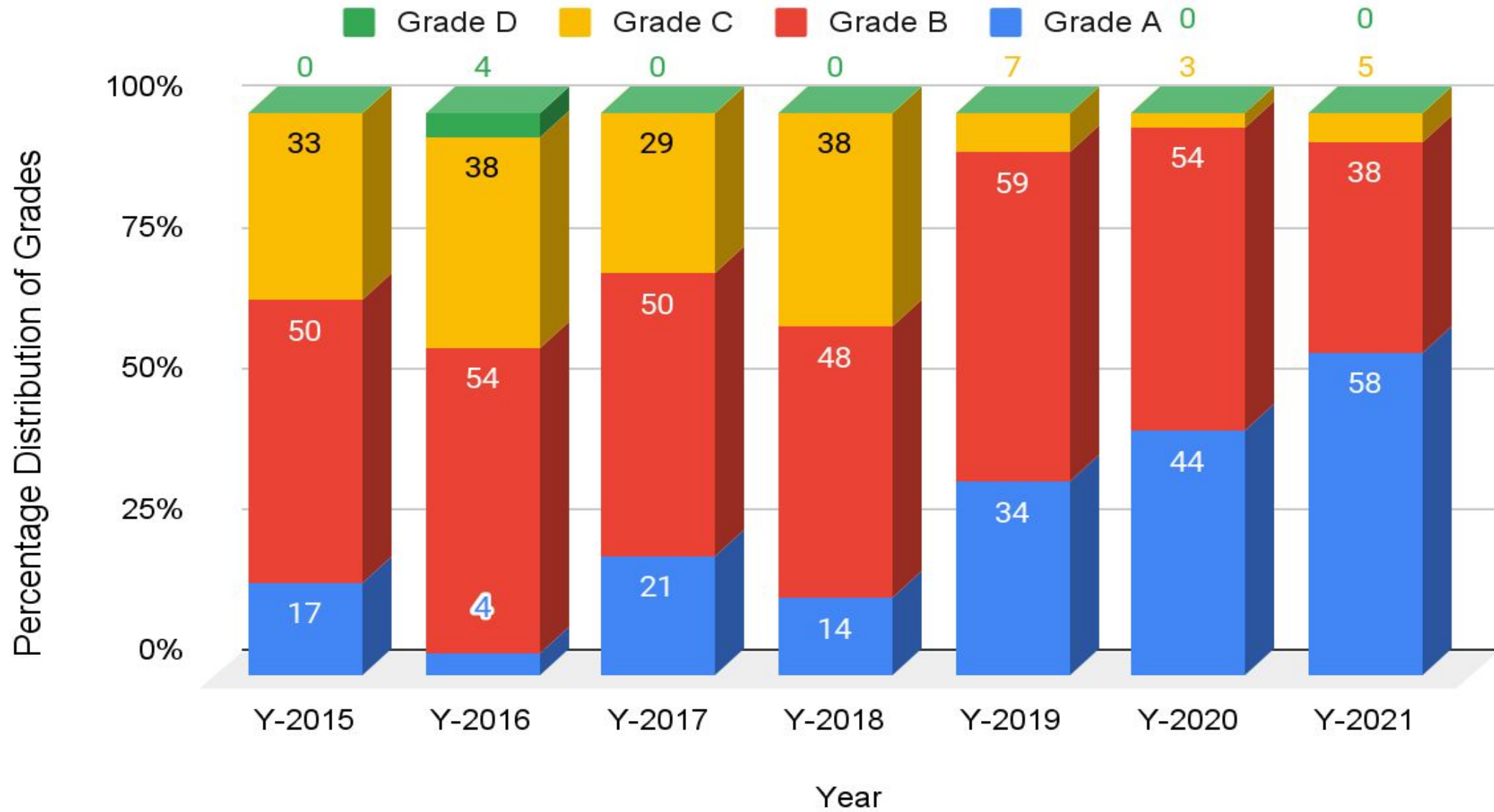
Year-wise comparison : EE grades from 2015-2021



TOK grades 2015-2021

Year	Grade A	Grade B	Grade C	Grade D	No. of students
2015	3	9	6	0	18
2016	1	13	9	1	24
2017	6	14	8	0	28
2018	4	14	11	0	29
2019	10	17	2	0	29
2020	17	21	1	0	39
2021	23	15	2	0	40

Year-wise comparison : TOK grades from 2015-2021



Final College destinations - Class of 2021

Barnard College

Jindal Global Law School

University of Surrey

Brown University

Scripps College

University of the Arts, London

Cardiff Medical School

Swarthmore College

University of Toronto (3)

Carnegie Mellon University (2)

Tufts University (2)

University of Washington Seattle

City, University London

University of British Columbia (3)

Vassar College

Claremont McKenna College

University of California - Los Angeles

Wellesley College

Colgate University

University of California - San Diego (2)

Cornell University (2)

University of Massachusetts Amherst

Georgia Institute of Technology (2)

University of Pennsylvania

Huron at Western University (3)

University of Richmond (2)

Imperial College

University of Southampton

Canada - 9

India - 1

USA - 24

UK - 6



Imperial College
London





UC San Diego



UNIVERSITY OF
Southampton



UCLA



SCRIPPS
COLLEGE



UMASS
AMHERST



THE UNIVERSITY
OF BRITISH COLUMBIA

ual: university
of the arts
london

W
UNIVERSITY of
WASHINGTON

